



Rev 1.3
01.12.2010

Biconical EMC broadband antennas - BicoLOG Series

Broadband transmission and reception from 20MHz to 3GHz - mobile and stationary use

Highlights:

- ◆ Only a single broadband test antenna for the complete frequency range from 20MHz up to 3GHz
- ◆ Optimal for usage with spectrum analysers for EMC measurement
- ◆ Suitable for mobile use
- ◆ Small weight and dimensions
- ◆ Made in Germany
- ◆ **10 years warranty**

Calibration & standards:

- ◆ The biconical antennas of the BicoLOG® series are suitable for EMI interference field strength measurement. The specialized broadband characteristics allow measurements to be taken in the complete specified frequency range **without switching**.
- ◆ **These antennas are suitable for measurements according to the following standards and procedures:**
CISPR, VDE, MIL, VG, EN 55011, EN 55013, EN 55015, EN 55022, MIL-Std-461.

Included with delivery:

- ◆ BicoLOG® EMI testantenna
- ◆ **Typical calibration data with up to 106 calibration points (5MHz and 10MHz steps!)**

References / examples of proof:

- ◆ NATO, Belgium
- ◆ Rohde & Schwarz Rome, Italy
- ◆ EADS (European Aeronautic Defence & Space Company), Germany
- ◆ Robert Bosch GmbH, Germany
- ◆ Australian Government Department of Defence, Australia
- ◆ Eurocontrol, Netherlands



Made in Germany

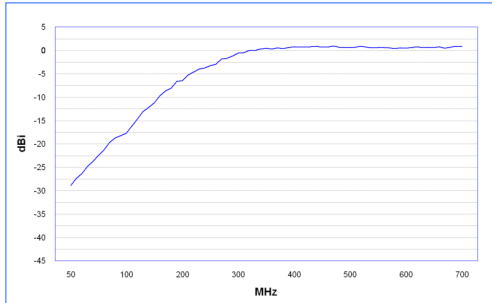


Specifications

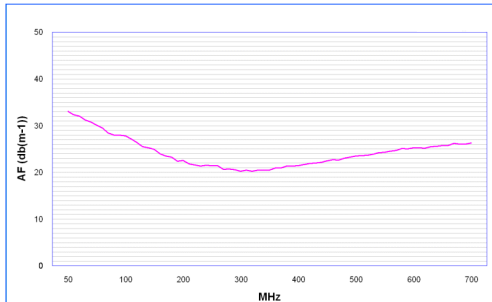
BicoLOG® 5070

- ◆ Design: Biconical Antenna
- ◆ Frequency range: **50MHz to 700MHz**
- ◆ Max. transmission power: 1W (30dBm or 0dBW)
- ◆ Nominal impedance: 50 Ohms
- ◆ Gain: **-29dBi to 1dBi**
- ◆ Antenna factor: **20-33dB/m**
- ◆ Calibration points: **70** (5MHz and 10MHz steps)
- ◆ RF connection: N (female) or SMA with adapter
- ◆ Tripod socket: 1/4"
- ◆ Dimensions (L/W/D) : (350x160x140)mm
- ◆ Weight: 350gr
- ◆ **Warranty: 10 years**

Gain Diagram BicoLOG 5070



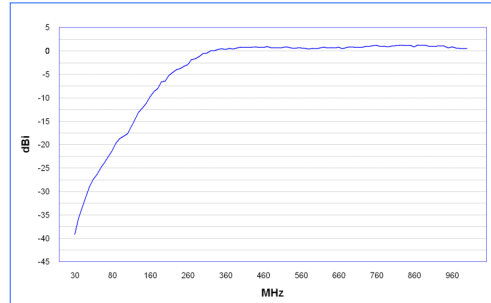
Antenna factor BicoLOG 5070



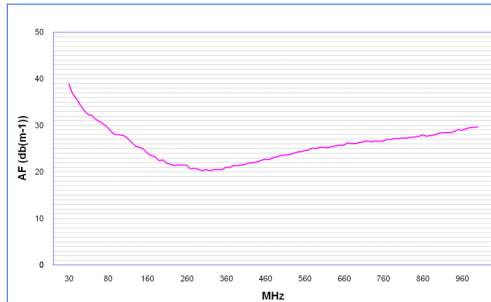
BicoLOG® 30100

- ◆ Design: Biconical Antenna
- ◆ Frequency range: **30MHz to 1GHz**
- ◆ Max. transmission power: 1W (30dBm or 0dBW)
- ◆ Nominal impedance: 50 Ohms
- ◆ Gain: **-39dBi to 1dBi**
- ◆ Antenna factor: **20-41dB/m**
- ◆ Calibration points: **104** (5MHz and 10MHz steps)
- ◆ RF connection: N (female) or SMA with adapter
- ◆ Tripod socket: 1/4"
- ◆ Dimensions (L/W/D) : (350x160x140)mm
- ◆ Weight: 350gr
- ◆ **Warranty: 10 years**

Gain Diagram BicoLOG 30100



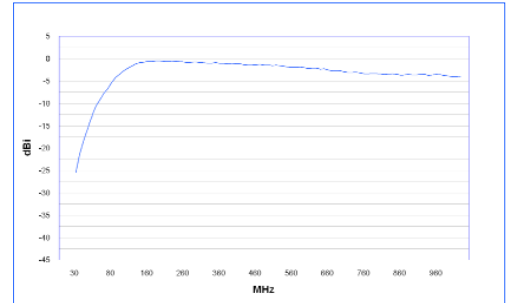
Antenna factor BicoLOG 30100



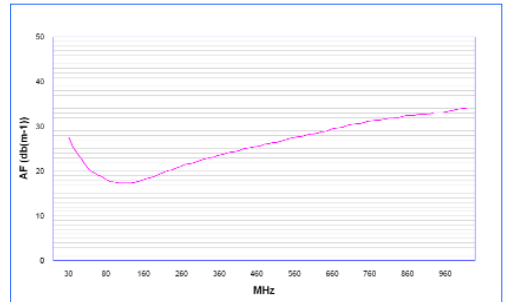
NEW: BicoLOG® 30100E

- ◆ Design: Biconical Antenna
- ◆ Frequency range: **30MHz to 1GHz**
- ◆ Max. transmission power: 1W (30dBm or 0dBW)
- ◆ Nominal impedance: 50 Ohms
- ◆ Gain: **-31dBi to 1dBi**
- ◆ Antenna factor: **17-31dB/m**
- ◆ Calibration points: **194 (5MHz steps)**
- ◆ RF connection: N (female) or SMA with adapter
- ◆ Tripod socket: 1/4"
- ◆ Dimensions (L/W/D) : (540x225x225)mm
- ◆ Weight: 1150gr
- ◆ **Warranty: 10 years**
- ◆ **Optimized for EMC measurements**

Gain Diagram BicoLOG 30100E



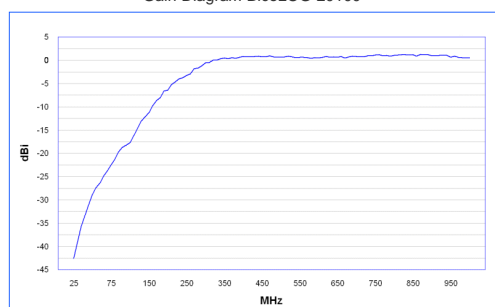
Antenna factor BicoLOG 30100E



BicoLOG® 20100

- ◆ Design: Biconical Antenna
- ◆ Frequency range: **20MHz to 1GHz**
- ◆ Max. transmission power: 1W (30dBm or 0dbW)
- ◆ Nominal impedance: 50 Ohms
- ◆ Gain: **-45dBi** to 1dBi
- ◆ Antenna factor: **20-42dB/m**
- ◆ Calibration points: **106** (5MHz and 10MHz steps)
- ◆ RF connection: N (female) or SMA with adapter
- ◆ Tripod socket: 1/4"
- ◆ Dimensions (L/W/D) : (350x160x140)mm
- ◆ Weight: 350gr
- ◆ **Warranty: 10 years**

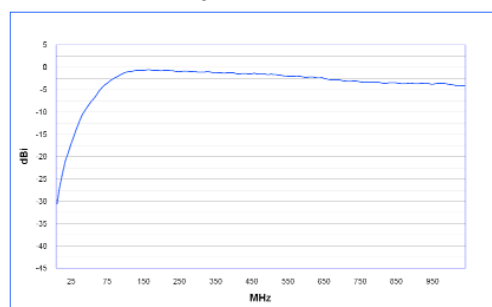
Gain Diagram BicoLOG 20100



NEW: BicoLOG® 20100E

- ◆ Design: Biconical Antenna
- ◆ Frequency range: **20MHz to 1GHz**
- ◆ Max. transmission power: 1W (30dBm or 0dbW)
- ◆ Nominal impedance: 50 Ohms
- ◆ Gain: **-38dBi** to 1dBi
- ◆ Antenna factor: **17-34dB/m**
- ◆ Calibration points: **196** (**5MHz steps**)
- ◆ RF connection: N (female) or SMA with adapter
- ◆ Tripod socket: 1/4"
- ◆ Dimensions (L/W/D) : (540x225x225)mm
- ◆ Weight: 1150gr
- ◆ **Warranty: 10 years**
- ◆ **Optimized for EMC measurements**

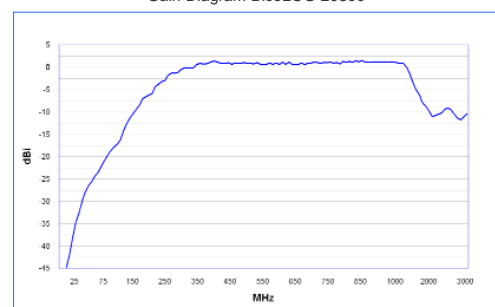
Gain Diagram BicoLOG 20100E



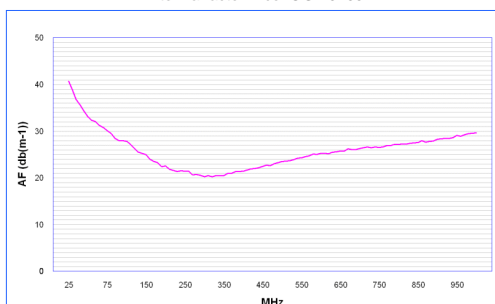
BicoLOG® 20300

- ◆ Design: Biconical Antenna
- ◆ Frequency range: **20MHz to 3GHz**
- ◆ Max. transmission power: 1W (30dBm or 0dbW)
- ◆ Nominal impedance: 50 Ohms
- ◆ Gain: **-45dBi** to 1dBi
- ◆ Antenna factor: **20-51dB/m**
- ◆ Calibration points: **296** (5MHz and 10MHz steps)
- ◆ RF connection: N (female) or SMA with adapter
- ◆ Tripod socket: 1/4"
- ◆ Dimensions (L/W/D) : (350x160x140)mm
- ◆ Weight: 350gr
- ◆ **Warranty: 10 years**

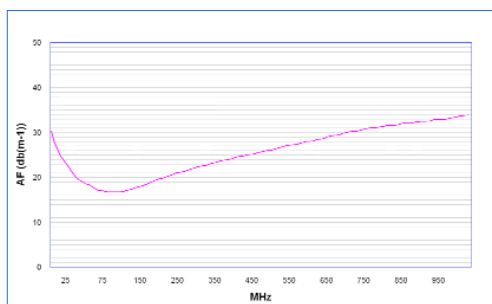
Gain Diagram BicoLOG 20300



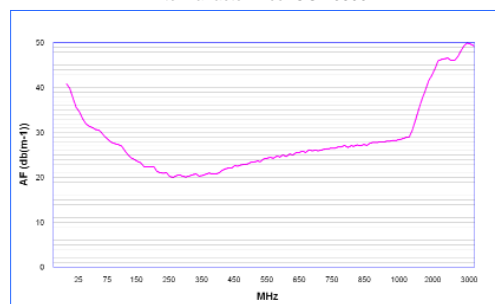
Antenna factor BicoLOG 20100



Antenna factor BicoLOG 20100E



Antenna factor BicoLOG 20300



Recommended accessories for Aaronia Antennas

Heavy Plastic Carrycase PRO

Shock resistant, heavy version with padding. Offers space foam for all BicoLOG® antennas with all accessories. A MUST for the professional user or outdoor usage!

Order/Art.-No.: 244



interior view
(with optional accessories)

exterior view

1m / 5m / 10m SMA-Cable

High quality special SMA cable for connecting any HyperLOG®-Antenna or BicoLOG®-Antenna with various test equipment like our RF Spectrum-Analyzer. You can choose between 3 different cables:

- 1m standard SMA cable (RG316U)
- 5m LowLoss SMA cable (especially low damping)
- 10m LowLoss SMA cable (especially low damping)

All versions: SMA plug (male) / SMA plug (male)

Order/Art.-No.: 771 (1m Cable), 772 (5m Cable), 773 (10m Cable)



SMA to N Adapter

This special high quality adapter allows operation of all HyperLOG®-Antenna with any standard spectrum-analyzer with N connector. Also this adapter is needed to connect BicoLOG® antennas to a Spectran Spectrum Analyzer.

Especially massive, chrome-plated design. This adapter is usable for very high frequencies up to at least 18GHz. Physical dimensions are just 30x20mm. Nominal impedance 50 Ohms. Layout: SMA socket (female) / N plug (male).

Order/Art.-No.: 770



Pistol grip / miniature tripod

Detachable handle with super-practical miniature tripod mode: this handle is attachable to the backside of the unit and allows optimal handling (esp. for directional measurement) and even fixed installation of the unit. STRONGLY recommended for PC use!

Order/Art.-No.: 280



References

User of Aeronia Antennas and Spectrum Analyzers (Examples)

Government, Military, aeronautic, astronautic

- ◆ NATO, Belgien
- ◆ Boeing, USA
- ◆ Airbus, Hamburg
- ◆ Bund (Bundeswehr), Leer
- ◆ Bundeswehr (Technische Aufklärung), Hof
- ◆ Lufthansa, Hamburg
- ◆ DLR (Deutsches Zentrum für Luft- und Raumfahrt, Stuttgart)
- ◆ Eurocontrol (Flugüberwachung), Belgien
- ◆ Australian Government Department of Defence, Australien
- ◆ EADS (European Aeronautic Defence & Space Company) GmbH, Ulm
- ◆ Institut für Luft- und Raumfahrtmedizin, Köln
- ◆ Deutscher Wetterdienst, Tauche
- ◆ Polizeipräsidium, Bonn
- ◆ Landesamt für Umweltschutz Sachsen-Anhalt, Halle
- ◆ Zentrale Polizeitechnische Dienste, NRW
- ◆ Bundesamt für Verfassungsschutz, Köln
- ◆ BEV (Bundesamt für Eich- und Vermessungswesen)

Research/Development, Science and Universitys

- ◆ Deutsches Forschungszentrum für Künstliche Intelligenz, Kaiserslautern
- ◆ Universität Freiburg
- ◆ Indonesien Institute of Sience, Indonesien
- ◆ Max-Planck-Institut für Polymerforschung, Mainz
- ◆ Los Alamos National Labratory, USA
- ◆ University of Bahrain, Bahrain
- ◆ University of Florida, USA
- ◆ Universität Erlangen, Erlangen
- ◆ Universität Hannover, Hannover
- ◆ University of Newcastle, Großbritannien
- ◆ Universität Strasbourg, Frankreich
- ◆ Universität Frankfurt, Frankfurt
- ◆ Uni München – Fakultät für Physik, Garching
- ◆ Technische Universität Hamburg, Hamburg
- ◆ Max-Planck Institut für Radioastronomie, Bad Münstereifel
- ◆ Max-Planck-Institut für Quantenoptik, Garching
- ◆ Max-Planck-Institut für Kernphysik, Heidelberg
- ◆ Max-Planck-Institut für Eisenforschung, Düsseldorf
- ◆ Forschungszentrum Karlsruhe, Karlsruhe

Industry

- ◆ Shell Oil Company, USA
- ◆ ATI, USA
- ◆ Fedex, USA
- ◆ Walt Disney, Kalifornien, USA
- ◆ Agilent Technologies Co. Ltd., China
- ◆ Motorola, Brasilien
- ◆ IBM, Schweiz
- ◆ Audi AG, Neckarsulm
- ◆ BMW, München
- ◆ Daimler Chrysler AG, Bremen
- ◆ BASF, Ludwigshafen
- ◆ Deutsche Bahn, Berlin
- ◆ Deutsche Telekom, Weiden
- ◆ Siemens AG, Erlangen
- ◆ Rohde & Schwarz, München
- ◆ Infineon, Österreich
- ◆ Philips Technologie GmbH, Aachen
- ◆ ThyssenKrupp, Stuttgart
- ◆ EnBW, Stuttgart
- ◆ RTL Television, Köln
- ◆ Pro Sieben – SAT 1, Unterföhring
- ◆ Channel 6, Großbritannien
- ◆ WDR, Köln
- ◆ NDR, Hamburg
- ◆ SWR, Baden-Baden
- ◆ Bayerischer Rundfunk, München
- ◆ Carl-Zeiss-Jena GmbH, Jena
- ◆ Anritsu GmbH, Düsseldorf
- ◆ Hewlett Packard, Dornach
- ◆ Robert Bosch GmbH, Plochingen
- ◆ Mercedes Benz, Österreich
- ◆ EnBW Kernkraftwerk GmbH, Neckarwestheim
- ◆ AMD, Dresden
- ◆ Infineon Technologies, Regensburg
- ◆ Intel GmbH, Feldkirchen
- ◆ Philips Semiconductors, Nürnberg
- ◆ Hyundai Europe, Rüsselsheim
- ◆ Saarschmiede GmbH, Völklingen
- ◆ Wilkinson Sword, Solingen
- ◆ IBM Deutschland, Stuttgart
- ◆ Vattenfall, Berlin
- ◆ Fraport, Frankfurt

Visit us at Tradeshows/Conferences:



**Hall C2
Booth 404**



SENSOR+TEST 2011
DIE MESSTECHNIK-MESSE
The Measurement Fair
Nürnberg, Germany
7. – 9.6.2011

**Hall 11
Booth 101 & 106**



Made in Germany

Aaronia AG, Gewerbegebiet Aaronia AG, DE-54597 Strickscheid, Germany
Phone ++49(0)6556-93033, Fax ++49(0)6556-93034
Email:mail@aaronia.de URL:www.spectran.com



Aaronia USA, 651 Amberton Crossing
Suwanee, Georgia 30024 USA
Phone ++1 678-714-2000, Fax ++1 678-714-2092
Email:sales@aaroniausa.com
URL:www.aaroniaUSA.com



Aaronia UK, Bellringer Road, Trentham, Lakes South,
Stoke-on-Trent, ST4 8GB Staffordshire
Phone ++44(0)845-4379092, Fax ++44(0)870-8700001
Email:sales@aaronia.co.uk
URL:www.aaronia.co.uk



Aaronia Australia Measurement Innovation Py Ltd
Perth - Western Australia
Phone ++61 (8) 9437 2550, Fax ++61 (8) 9437 2551
Email: info@measurement.net.au
URL: www.measurement.net.au

Spectran® HyperLOG® BicoLOG® OmniLOG® Aaronia-Shield® Aaronia X-Dream® MagnoShield® IsoLOG®

are registered trademarks of Aaronia AG